

THE  
**STOCKTON  
AND DARLINGTON  
RAILWAY**

195<sup>th</sup>

ANNIVERSARY



**ACTIVITY PACK**



WHERE HAVE YOU  
**BEEN?**

WHERE ARE YOU

**going?**

WHERE WILL YOUR

**JOURNEY  
TAKE YOU?**



*Do you ever get that feeling that lies somewhere deep down in your tummy? It's not an ache or a pain or a sound or a rumble. It's a feeling. A feeling that you are going somewhere. The feeling of nearing arrival. The feeling of a safe return.*

Whether coming home or going away, there's a feeling that you can't quite put your finger on, you can't hold it in your hand, you can't call it a name. You just feel it. You are on a journey.


195 years ago, on the 27<sup>TH</sup> September 1825, Stockton was on a journey of its own. This date marks the opening of the Stockton and Darlington Railway and, with it, the dawn of the railway passenger age. People, not just coal, could now travel by rail and this opened up the opportunity to venture further to work, rest or play.

As we mark and celebrate this incredible innovation that has transformed the way we live, we would love to hear about journeys that have been important to you...

**WHAT'S THE BEST JOURNEY YOU'VE EVER BEEN ON?**

# 12 AMAZING FACTS

## ABOUT STOCKTON & DARLINGTON RAILWAY



**10.** Before it was renamed 'Locomotion', the first locomotive for the new railway was originally called... Active!

**11.** Many of the streets in Stockton such as Stephenson Street and Hackworth Court, are named after the birth of the S&D Railway.

**12.** When completed, the original S&D Railway was 25 miles long – that's the equivalent of over 800 Olympic size swimming pools!



**1.** The opening of the S&D Railway saw the first steam train ever to run on a public railway.




**2.** The opening journey started in Shildon, passing through Darlington, Yarm and ended in Stockton.


**3.** It was the first time passenger traffic had been run on a steam locomotive railway.




**4.** The official opening of the line was a momentous occasion with people travelling for many miles in all kinds of carriages and conveyances, as well as on horseback and on foot, to witness the event.




**9.** The arrival at Stockton was marked with a 21 gun salute. A brass band then led a procession to the Town Hall where there was a grand banquet for official guests!




**8.** The driver on this first journey was the engineer who had designed both the railway and the engine - George Stephenson.



**7.** The average speed of the opening journey was just over 4 miles per hour.



**6.** It's estimated that as many as 600 people were aboard the 36 wagons carrying a mix of coal and flour as well as the guests (invited and otherwise) and workmen.



**5.** On the opening journey, dignitaries sat in the purpose-built passenger car, however those without tickets simply attached themselves to the train as best they possibly could!



# TICKET PUNCH POET

## INSTRUCTIONS:

Imagine the conductor has just punched your train ticket... at that very moment, inspiration strikes! Grab a pen or pencil, and, on the back of this ticket, write a short poem about a train journey you've taken, or one you hope to take one day.



INK

## ENTER TO WIN!

Richard Drake of Drake The Bookshop is delighted to judge and select the winning entries. The person with the winning 'Train Ticket Poem' will receive a special voucher to spend in store.

For your chance to win,  
send your entry to :  
[events@stockton.gov.uk](mailto:events@stockton.gov.uk)





# A SEARCH IN STEAM



Help Detective Locomo find the missing words!

George Stephenson is about to give an inspirational speech about the dawn of the railway passenger age, but he has misplaced his notes! Enter the world's greatest Sleuth, Detective Locomo. Help him recover the Father of Railway's missing words before time runs out!

**HINT:** some words run backwards AND diagonally!

O	L	G	J	G	J	T	A	N	J	R	E	G	E
E	E	C	E	O	R	E	L	O	O	G	A	N	G
T	T	N	O	A	U	E	R	T	G	N	I	O	T
T	G	U	C	S	V	R	C	C	O	G	I	C	E
T	R	K	M	A	T	U	N	T	N	T	L	N	K
C	S	A	R	M	D	E	G	E	N	Y	U	S	C
A	E	T	I	N	O	N	A	O	Y	S	G	T	I
R	T	I	O	N	I	C	I	M	N	R	G	O	T
R	P	C	P	L	A	T	F	O	R	M	A	C	L
I	C	U	R	O	A	U	E	C	V	O	G	K	A
A	T	A	U	T	G	A	P	R	T	N	E	T	O
G	D	O	S	T	S	T	T	O	G	C	O	O	G
E	N	O	I	T	O	M	O	C	O	L	E	N	E
N	M	T	E	T	I	C	O	M	E	R	U	U	S


- COMMUTE
- TRAIN
- LUGGAGE
- CARRIAGE
- TRACKS
- TICKET
- JOURNEY
- TRAVEL
- COAL
- STEAM
- CONDUCTOR
- LOCOMOTION
- STOCKTON
- DARLINGTON
- ENGINE
- STATION

SOLUTIONS TO THIS WORDSEARCH CAN BE FOUND ON THE 'THANK YOU' PAGE!

# AN UNFORGETTABLE TRAIN Journey

## INSTRUCTIONS:

In September 1825 Stockton began a very special journey with the dawn of the passenger railway. We would love you to think about your first experience of being on a train or seeing a train, and write or draw a response below!



# YOUR DREAM Carriage

## INSTRUCTIONS:


Imagine you have your own VIP train carriage. What are the seats like? What can you hear? What onboard refreshments and entertainment is there? What wonderful things can you see out the window? Write or draw your dream carriage into the space provided.



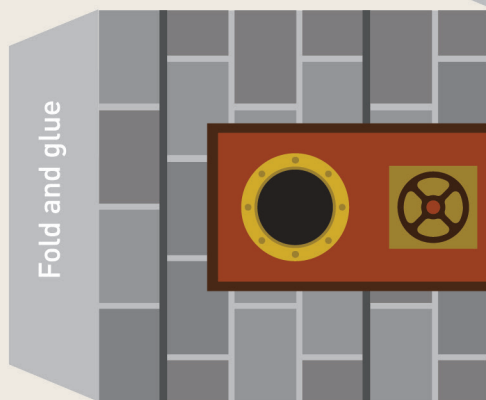
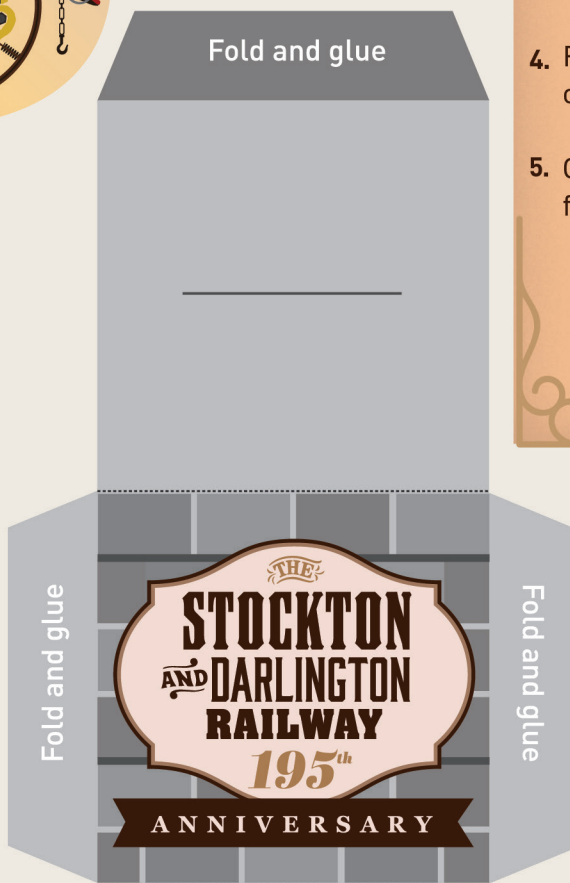


## ENTER TO WIN!

The winning entry, as selected by local illustrators Abby+Owen, will receive a beautiful A4 fine art print of their choice and a set of brilliant art supplies.

For your chance to win, send your entry to : [events@stockton.gov.uk](mailto:events@stockton.gov.uk)








## INSTRUCTIONS:

- Carefully cut out both shapes, the plinth base and the standee.
- Fold along the dotted lines and along each tab.
- Use a glue stick to secure each tab to make a cube. This is the plinth base the flyer will rise from!
- Fold back grey tab at the bottom of the flyer, and glue to plinth base.
- Glue the final tab to the back of the flyer to act as a support.



## YOU WILL NEED:

- Scissors
- A glue stick
- A flat surface



**FLYER  
STANDEE**

# THANK YOU

FOR

## TRAVELLING WITH US!



WE'D ALSO LIKE TO SAY A HUGE THANK YOU TO OUR CONTRIBUTORS:



Stockton-on-Tees  
BOROUGH COUNCIL



DARLINGTON  
BOROUGH COUNCIL



Durham  
County Council



Supported using public funding by  
**ARTS COUNCIL  
ENGLAND**



HERITAGE  
FUND



LOTTERY FUNDED

ENJOY  
TEES VALLEY

Activity pack designed by [abbyandowen.com](http://abbyandowen.com) Abby+Owen



Solution to wordsearch:

O	L	G	S	G	J	T	A	N	J	R	E	C	E
E	E	C	E	O	R	E	Z	O	G	A	N	C	
T	T	N	O	A	E	R	T	G	N	I	O	T	
T	G	U	S	V	P	S	C	O	S	I	C	E	
T	P	M	A	T	U	N	T	N	T	L	N	K	
C	S	A	R	M	E	E	N	Y	U	S	C		
A	E	T	I	N	G	N	A	O	S	G	T	I	
R	T	I	G	N	I	C	I	M	N	R	G	O	T
R	P	C	P	L	A	T	F	O	R	M	A	G	L
I	C	U	R	O	A	U	E	C	V	O	G	K	A
A	T	A	U	T	G	A	P	R	T	N	E	T	O
G	D	O	S	T	S	T	T	O	G	C	O	O	G
E	N	O	I	T	O	M	O	C	O	L	E	N	E
N	M	T	E	T	I	C	O	M	E	R	U	U	S